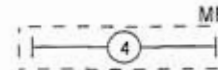




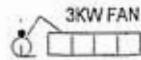
2kW CONVECTOR HEATER
c/w FUSED SPUR.



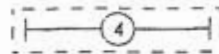
SINGLE FLUORESCENT
LIGHT FITTING



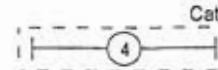
SINGLE FLUORESCENT MOISTURE
RESISTANT LIGHT FITTING




3kW FAN HEATER
c/w FUSED SPUR.



SINGLE FLUORESCENT
LIGHT FITTING c/w DIFFUSER



SINGLE FLUORESCENT LIGHT
FITTING c/w CATEGORY 2 LOUVRES



1.5kW OIL FILLED RAD.
c/w FUSED SPUR.



CEILING MOUNTED BULKHEAD
LIGHT FITTING



NON-MAINTAINED EMERGENCY
EXIT LIGHT



1kW OIL FILLED RAD.
c/w FUSED SPUR.



WALL MOUNTED BULKHEAD
LIGHT FITTING



MAINTAINED EMERGENCY EXIT
LIGHT



TUBULAR HEATER
c/w FUSED SPUR.



EXTERNAL BULKHEAD
LIGHT FITTING



CEILING MOUNTED NON-MAINTAINED
EMERGENCY LIGHT



TUBULAR HEATER & GUARD
c/w FUSED SPUR.



WALL MOUNTED LIGHT
SWITCH



SMOKE DETECTOR



DOUBLE SWITCHED SOCKET
OUTLET @ SKIRTING LEVEL



CEILING MOUNTED
PULL SWITCH



HEAT DETECTOR



DOUBLE SWITCHED SOCKET
OUTLET @ HIGH LEVEL



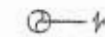
THROUGH WALL EXTRACT



FIRE ALARM BREAK GLASS
CALL POINT



SINGLE SWITCHED OUTLET
SOCKET



CEILING MOUNTED EXTRACT
c/w DUCTED OUTLET



FIRE ALARM SOUNDER



FUSED SPUR.



TELEPHONE SOCKET



FIRE PANEL



ELECTRIC CONSUMER UNIT



DATA SOCKET



ELECTRIC MAINS INLET



EARTH BOND

Client	Revisions		Drawn	PJB
			Scale	1:50
			Date	JAN 00'
			Dwg No	SYMBOL 1
			ORIGINAL DRAWING PAPER A4	
Title	STANDARD SYMBOLS - SHEET 1			